



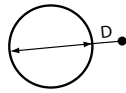
The Next Step in Belting



'V' & Round Profiles








Conveying Solutions

ROUND







Round		RTB		RFC		RL		RLC		RLB		RLW		RO		ROS	
Color		Blue 10		Clear		Brown		Clear		Blue		White 16		Orange		Orange	
Hardness		72A		76A		80A		80A		80A		80A		83A		83A	
Temp. Range		-40°C to 40°C		-40°C to 50°C		-40°C to 55°C		-40°C to 55°C		-40°C to 55°C		-40°C to 55°C		-40°C to 55°C		-40°C to 55°C	
CoF (Steel)		0.85		0.65		0.55		0.55		0.55		0.55		0.55		0.55	
Certifications		Yes		Yes		Yes		Yes		Yes		Yes		Yes		Yes	
Diameter		MPD (mm)	PF kg (1%)	MPD (mm)	PF kg (1%)	MPD (mm)	PF kg (1%)	MPD (mm)	PF kg (1%)	MPD (mm)	PF kg (1%)	MPD (mm)	PF kg (0.5%)	MPD (mm)	PF kg (1%)	MPD (mm)	PF kg (0.3%)
Inch	mm																
5/64	2					15	0.06	15	0.06					15	0.06		
1/8	3	15	0.13			20	0.14	20	0.14	20	0.14			20	0.14		
5/32	4	20	0.23			30	0.25	30	0.25	30	0.25			30	0.25		
3/16	5	25	0.35	25	0.30	35	0.40	35	0.40	35	0.40			34	0.40		
15/64	6							38	0.55								
1/4	6.30	30	0.50			40	0.60	40	0.60	40	0.60	42	NR	38	0.68	42	4.50
9/32	7																
5/16	8	40	0.95	40	0.75	55	1	55	1	55	1			48	1.06	54	5
9/32	9																
3/8	9.50	45	1.13			65	1.40	65	1.40	65	1.40	64	16	57	1.54	64	9.50
25/64	10					70	1.55	70	1.55	70	1.55						
15/32	12																
1/2	12.50	65	2.1			85	2.50	85	2.50	85	2.50	90	18	75	2.72	86	11.40
9/16	14													84	3.43	95	12.30
19/32	15					100	3.50	100	3.50	100	3.50						
5/8	16													95	4.25	108	13.60
23/32	18					120	5.10	120	5.10			125	27				
3/4	19													115	6.11	127	15
25/32	20	110	5.5			140	6.25										
1	25													150	10.60		

Round		RPZ		RPZS		RPD-AS**		RPN*		RPS*		RPB*		RPBS		RM	
Color		Green 05		Green 05		Black		Green 26		Green 26		Blue 17		Blue 17		Red	
Hardness		86A		86A		88A		88A		88A		88A		88A		90A	
Temp. Range		-20°C to 50°C		-20°C to 50°C		-30°C to 60°C		-30°C to 80°C		-30°C to 80°C		-30°C to 80°C		-30°C to 80°C		-30°C to 60°C	
CoF (Steel)		0.50		0.50		0.40		0.38		0.40		0.38		0.40		0.45	
Certifications		No		No		No		No		No		Yes		Yes		Yes	
Diameter		MPD (mm)	PF kg (1%)	MPD (mm)	PF kg (1%)	MPD (mm)	PF kg (1%)	MPD (mm)	PF kg (1%)	MPD (mm)	PF kg (1%)	MPD (mm)	PF kg (1%)	MPD (mm)	PF kg (1%)	MPD (mm)	PF kg (1%)
Inch	mm																
5/64	2					20	0.13	19	0.13			19	0.13			20	0.26
1/8	3					30	0.31	29	0.31			29	0.31			30	0.60
5/32	4					40	0.54	38	0.54			38	0.54			40	1
3/16	5	45	0.80			50	0.85	48	0.85	50	11	48	0.85			50	1.60
15/64	6	54	1.16			60	1.22	57	1.22	60	16	57	1.22	60	16		
1/4	6.30															60	2.60
9/32	7							67	1.67	70	18						
5/16	8	72	2.05			80	2.18	76	2.18	80	19	76	2.18	80	19	80	4.20
9/32	9							86	2.75	90	21						
3/8	9.50															95	5.90
25/64	10	89	3.20	95	19.5			95	3.40	100	22	95	3.40	100	22		
15/32	12	108	4.56	112	23			114	4.90	120	26	114	4.90	120	26		
1/2	12.50															125	10.10
9/16	14																
19/32	15	135	7.25	140	24			143	7.65	150	27	143	7.65	150	27	150	14.60
5/8	16																
23/32	18							171	11	180	37	171	11			180	21
3/4	19																
25/32	20							190	13.6							200	25.90
1	25																

Round		RMS		RMDS***		RMW		RMWN		RH		RHN		RCW*	
Color		Blue		Black		Beige		White		Yellow		White		White	
Hardness		90A		95A		95A		95A		100A		100A		63D	
Temp. Range		-30°C to 60°C		-30°C to 60°C		-30°C to 60°C		-30°C to 60°C		-20°C to 75°C		-20°C to 75°C		-20°C to 75°C	
CoF (Steel)		0.45		0.36		0.36		0.36		0.28		0.28		0.27	
Certifications		Yes		No		Yes		Yes		Yes		Yes		Yes	
Diameter		MPD (mm)	PF kg (1%)	MPD (mm)	PF kg (1%)	MPD (mm)	PF kg (0.5%)	MPD (mm)	PF kg (0.5%)	MPD (mm)	PF kg (1%)	MPD (mm)	PF kg (1%)	MPD (mm)	PF kg (0.5%)
Inch	mm														
5/64	2									40	0.60				
1/8	3									60	1.40				
5/32	4									80	2.50				
3/16	5									100	3.90				
15/64	6														
1/4	6.30					75	10	75	10	125	6.20			100	13
9/32	7														
5/16	8					95	17			160	10				
9/32	9														
3/8	9.50					110	18			190	14			150	20
25/64	10			130*	55										
15/32	12														
1/2	12.50	125	10.30	150	60	150	28			250	16	250	16	200	21
9/16	14														
19/32	15	150	14.60			175	30			300	23				
5/8	16														
23/32	18					210	32					360	34		
3/4	19														
25/32	20														
1	25														

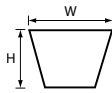
Notes: *Rough finish available - RPB-3,-5,-15mm; RPN-3,-5,-6,-8,-10,-12mm; RPS-10,-15mm.
 *RCW - also available with Steel, Stainless Steel & Kevlar (Aramid) reinforcement.
 ** RPD-AS: ESD - ratio 10⁹-10¹⁰ OHMS per square. | ***RMDS - Diameter 10.5mm. | *** RMDS - High UV Resistance.

HOLLOW

Hollow		RFC - HL*		RO - HL		RPN - HL		Hollow Connector			
Color		Clear		Orange		Green 26					
Hardness		76A		83A		88A/37D					
Temp. Range		-40° C to 50° C		-40° C to 55° C		-30° C to 80° C					
CoF (Steel)		0.65		0.55		0.50					
Certifications		Yes		Yes		No					
Size (mm)		MPD (mm)	PF kg (1%)	MPD (mm)	PF kg (1%)	MPD (mm)	PF kg (1%)	Availability			
O.D.	I.D.										
4.80	1.80	35	0.29	43	0.37						
6.30	2.40	45	0.49	55	0.63	60	1.15				✓
8	3.20	55	0.78	65	1.01	75	1.83				✓
9.50	4	65	1.10	75	1.41	85	2.52				✓
12.50	5.30	85	1.88	100	2.42	115	4.35				✓
15*	5.30	100	2.88	120	3.71	150	6.68				✓
18*	7.80										
20*	7.80					200	11.34		✓		

Index: MPD - Minimum Pulley Diameter - Measurements for **butt welding**. In case of overlap welding please check the MPD with your local distributor.
 PF - Pull Force (Kg) at minimum pretention (%). | CoF - Coefficient of Friction for Smooth Surface.

V-Profiles



V-Profiles			VFC		VL		VLC		VLB		VLW		VO		VO - GT**		VOS**		
Color			Clear		Brown		Clear		Blue		White 16		Orange		Orange		Orange		
Hardness			76A		80A		80A		80A		80A		83A		83A		83A		
Temp. Range			-40°C to 50°C		-40°C to 55°C		-40°C to 55°C		-40°C to 55°C		-40°C to 55°C		-40°C to 55°C		-40°C to 55°C		-40°C to 55°C		
CoF (Steel)			0.65		0.55		0.55		0.55		0.55		0.55		0.55		0.55		
Certifications			Yes		Yes		Yes		Yes		Yes		Yes		Yes		Yes		
Inch size	Size (mm)		MPD (mm)	PF kg (1%)	MPD (mm)	PF kg (1%)	MPD (mm)	PF kg (1%)	MPD (mm)	PF kg (1%)	MPD (mm)	PF kg (0.5%)	MPD (mm)	PF kg (1%)	MPD (mm)	PF kg (1%)	MPD (mm)	PF kg (0.5%)	
	Width	Height																	
Y	6	4	20	0.28	25	0.30												25	3.10
M	8	5.20	25	0.49	40	0.70			40	0.70									
3L	9.50	5.50											45	0.90					
Z	10	6.50			45	1	45	1	45	1									
A	13	8	40	1.23	50	1.60	50	1.60	50	1.60	50	12	50	1.60			53	12	
B	17	11.50			75	2.90	75	2.90	75	2.90	75	18	75	2.90	75	2.90	72	17	
-	20	12.50			85	3.90													
C	22	14.50			100	4.80	100	4.80	100	4.80	100	22	100	4.60	100	4.60	100	22	
-	25	16.50			110	6.30													
D	32	21.50			145	10.40					145	24	145	10.40					
E	40	27			180	16.30													

V-Profiles			VPZ		VPZS		VPY ***		VPYS		VPN		VPNS		VPF		VPFS	
Color			Green 05		Green 05		Yellow		Yellow		Green 26		Green 26		Beige		Beige	
Hardness			86A/35D		86A/35D		86A/35D		86A/35D		88A/37D		88A/37D		88A/37D		88A/37D	
Temp. Range			-20°C to 50°C		-20°C to 50°C		-20°C to 50°C		-20°C to 50°C		-30°C to 60°C		-30°C to 60°C		-30°C to 60°C		-30°C to 60°C	
CoF (Steel)			0.40		0.40		0.40		0.40		0.38		0.38		0.38		0.38	
Certifications			No		No		No		No		No		No		Yes		Yes	
Inch size	Size (mm)		MPD (mm)	PF kg (1%)	MPD (mm)	PF kg (1%)	MPD (mm)	PF kg (1%)	MPD (mm)	PF kg (1%)	MPD (mm)	PF kg (1%)	MPD (mm)	PF kg (1%)	MPD (mm)	PF kg (1%)	MPD (mm)	PF kg (1%)
	Width	Height																
Y	6	4																
M	8	5.20																
3L	9.50	5.50																
Z	10	6.50																
A	13	8	72	3.30	88	26	72	3.30	88	26	76	3.50	92	28	76	3.50	92	28
B	17	11.50	103	6.10	112	39	103	6.10	112	39	110	6.40	118	43	110	6.40	118	43
-	20	12.50																
C	22	14.50	130	10	142	44	130	10	142	44	138	10.50	150	49	138	10.50	150	49
-	25	16.50												155	16.80			
D	32	21.50																
E	40	27																

V-Profiles			VMF		VM		VMS		VMW**		VMW-NK****		VH		VHB	
Color			Beige		Red		Blue		Beige		Beige		Yellow		Blue 16	
Hardness			90A/40D		90A/40D		90A/40D		95A/46D		95A/46D		100A/55D		100A/55D	
Temp. Range			-30°C to 60°C		-30°C to 60°C		-30°C to 60°C		-30°C to 60°C		-30°C to 60°C		-20°C to 75°C		-20°C to 75°C	
CoF (Steel)			0.45		0.45		0.45		0.36		0.36		0.28		0.28	
Certifications			No		Yes		Yes		Yes		Yes		Yes		Yes	
Inch size	Size (mm)		MPD (mm)	PF kg (1%)	MPD (mm)	PF kg (1%)	MPD (mm)	PF kg (1%)	MPD (mm)	PF kg (0.5%)	MPD (mm)	PF kg (0.5%)	MPD (mm)	PF kg (1%)	MPD (mm)	PF kg (1%)
	Width	Height														
Y	6	4														
M	8	5.20	60	3	60	3							125	4.80		
3L	9.50	5.50														
Z	10	6.50	65	4.10	65	4.10					75	12	130	6.60		
A	13	8	80	6.70	80	6.70			75	14	100	16	160	10.70		
B	17	11.50	115	12.10	115	12.10	115	12.10			140	30	230	19.50	230	19.50
-	20	12.50			125	15.90										
C	22	14.50	145	20	145	20			130	36	200	40	290	32		
-	25	16.50			165	25.90					210	45	330	41.50		
D	32	21.50			215	43					270	55				
E	40	27			270	67.30										

Ridge-Top



Ridge-Top			VL-RT		VLC-RT		VLW-RT		VMP-RT		VPZ-RT		VPZS-RT	
Color			Brown		Clear		White 16		Red		Green 05		Green 05	
Hardness			80A		80A		80A		86A/35D		86A/35D		86A/35D	
Temp. Range			-40°C to 55°C		-40°C to 55°C		-40°C to 55°C		-30°C to 60°C		-20°C to 50°C		-20°C to 50°C	
CoF (Steel)			0.55		0.55		0.55		0.38		0.40		0.40	
Certifications			Yes		Yes		Yes		Yes		No		No	
Inch size	Size (mm)		MPD (mm)	PF kg (1%)	MPD (mm)	PF kg (1%)	MPD (mm)	PF kg (0.5%)	MPD (mm)	PF kg (1%)	MPD (mm)	PF kg (1%)	MPD (mm)	PF kg (1%)
	Width	Height												
A	13	16	110	2.70			110	16	150	5.60				
B	17	19.50	130	4.30	130	4.30	130	19	185	9.30	175	8.80	195	41.40
C	22	24.50	190*	7.90			165	38	235	14.30	220	13.60	245	47

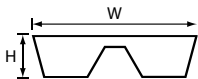
Ridge-Top			VPYS-RT		VPN-RT		VPNS-RT		VPF-RT		VPFS-RT		VM-RT	
Color			Yellow		Green 26		Green 26		Beige		Beige		Red	
Hardness			86A/35D		88A/37D		88A/37D		88A/37D		88A/37D		90A/40D	
Temp. Range			-20°C to 50°C		-30°C to 60°C		-30°C to 60°C		-30°C to 60°C		-30°C to 60°C		-30°C to 60°C	
CoF (Steel)			0.40		0.38		0.38		0.38		0.38		0.45	
Certifications			No		No		No		Yes		Yes		Yes	
Inch size	Size (mm)		MPD (mm)	PF kg (1%)	MPD (mm)	PF kg (1%)	MPD (mm)	PF kg (1%)	MPD (mm)	PF kg (1%)	MPD (mm)	PF kg (1%)	MPD (mm)	PF kg (1%)
	Width	Height												
A	13	16											160	11
B	17	19.50	195	41.40	185	9.30	205	46			205	46	195	17.80
C	22	24.50			235	14.30	258	52	235	14.30	250	52	285*	32.50

Y-Top



Y-Top			YPZ		YPN		YPF		YMF	
Color			Green 05		Green 26		Beige		Beige	
Hardness			86A/35D		88A/37D		88A/37D		90A/40D	
Temp. Range			-20° C to 50° C		-30° C to 60° C		-30° C to 60° C		-30° C to 60° C	
CoF (Steel)			0.40		0.38		0.38		0.45	
Certifications			No		No		Yes		No	
Inch size	Size (mm)		MPD (mm)	PF kg (1%)	MPD (mm)	PF kg (1%)	MPD (mm)	PF kg (1%)	MPD (mm)	PF kg (1%)
	Width	Height								
A	13	15					143	5.30	150	10
B	17	18.50	165	7.90	175	8.30	175	8.30	185	14.10
C	22	24.50	220	13.20	235	13.90	235	13.90	250	28.90

Double-V



Double-V			DVL		DVLW		DVO		DVOS		DVM	
Color			Brown		White 16		Orange		Orange		Red	
Hardness			80A		80A		83A		83A		90A/40D	
Temp. Range			-40° C to 55° C		-40° C to 55° C		-40° C to 55° C		-40° C to 55° C		-30° C to 60° C	
CoF (Steel)			0.55		0.55		0.55		0.55		0.45	
Certifications			Yes		Yes		Yes		Yes		Yes	
Inch size	Size (mm)		MPD (mm)	PF kg (1%)	MPD (mm)	PF kg (0.5%)	MPD (mm)	PF kg (1%)	MPD (mm)	PF kg (0.5%)	MPD (mm)	PF kg (1%)
	Width	Height										
Z	24	6.80	45	2			45	2				
A	30	8	50	3.20	50	22	50	3.20	53	22	80	13.40

Index: MPD - Minimum Pulley Diameter - Measurements for **butt welding**. In case of overlap welding please check the MPD with your local distributor. PF - Pull Force (Kg) at minimum pretension (%). | CoF - Coefficient of Friction for Smooth Surface.

Notes: * VLW-32 - Height 19mm. | *VL -/VLC -/VM - RT - Height 28.5mm. | **VO-GT, VOS - Inch sizes only. ***VPY - Not standard. | **VMW - Cogged. ****VMW - NK - Not Cogged. VMW - NK - 32 Height - 20mm.

Special Profiles

Products	SPN - 1000	SPY - 1000	SPF-MPI -1002	TO - 95	TO 1/2	SO 3/4	UO - 95	
Illustration								
Hardness	88A	86A	88A	83A	83A	83A	83A	
Color	Green 21	Yellow	Beige/Red	Orange	Orange	Orange	Orange	
Size (mm)	Top Width	15.70	15.60	15.70	9.50	12.70	19.20	9.50
	Height	13.60	14.50	13.60	3.80	5.50	5.50	8
	Bottom Width	NR	NR	NR	3.10	8.35	8	7
MPD (mm)	NR	NR	NR	30	38	35	50	
Certifications	No	No	Yes	Yes	Yes	Yes	Yes	

NR - Not Relevant

Products	SH -1200	TEMB - 25	SLW 3/4	TLB - 10	TLB - 15	TLW - 30	SLC - 2300	SLC - 2104	TTB - 15		
Illustration											
Hardness	100A	95A	80A	80A	80A	80A	80A	80A	72A		
Color	Yellow	Blue Beige	White 16	Blue	Blue	White 16	Clear	Clear	Blue 10		
Size (mm)	Top Width	17	25	19.30	10	15	30	30	11.70	18	15
	Height	11.50	2.2	5.50	3.80	5	17	17	11.70	11.80	5
	Bottom Width		4	8	3.10	6.50	22	22		10.30	6.50
MPD (mm)	230	60	40	25	30	125	100*	78	80	27	
Certifications	Yes	Yes	Yes	Yes	Yes	Yes	Yes	Yes	Yes	Yes	

Products	Illustration & Color	Shore	Size (W x H)		Minimum Pulley Diameter	Cert.
			Width	Height		
SH - 1302		100A/55D	20	1.70	50	Yes
SH - 1306			14	1.70	50	
SH - 1311			18	2	60	
SH - 1312			20	2	60	
SH - 1313			8	2	60	
SH - 1325			17	1.50	45	

Notes: *TLW/30 - Cogged.

Products	CSB/CSC		VSB/VSC		CL/CLB/CLC			VL/VLB/VLC			CM	VM	CW	VW/VWB	
Shore Hardness	65A		65A		80A			80A			90A	90A	40D	40D	
Color	Blue	Clear	Blue	Clear	Brown	Blue	Clear	Brown	Blue	Clear	Red	Red	White	White	Blue
Cogged	Yes		No		Yes			No			Yes	No	No	No	
Certifications	Yes		Yes		Yes			Yes			Yes	Yes	Yes	Yes	
Compatible with	M/L Family Type Belts		M/L Family Type Belts		M/L Family Type Belts			M/L Family Type Belts			M/L Family Type Belts		H Family Type Belts	H Family Type Belts	

Size (mm)		Add To Base Belt Minimum Pulley Diameter (Normal Flex)									
Width	Height										
6	4	NA	15	NA	25	NA	NA	NA	NA	NA	NA
8	5.20	20	25	30	40	NA	60	NA	NA	NA	NA
10	6	22	30	35	45	50	65	55	70		
13	8	28	35	40	50	60	85	60	80		
17	11.50	40	50	60	75	85	115	85	110		
20	12.50	NA	NA	NA	85	NA	125	NA	NA		
22	14.50	NA	65	75	100	110	145	110	150		

Notes: CLB-not available in 22mm | CLC-not available in 8&22mm. | VWB-not available in 10mm & 22 mm.
Special guides available for Low Temperature (LT) , for Metal Detectable (MD) and for Hydrolysis & Chemical resistant (DR) belts.

Belt Coating Materials for the Food Industry								
Products	GIB*-Blue17	MIB*-Blue17	MIB*-Blue17	FEIB*-Blue-17	FEMB-SP-Blue FEMW-SP-Beige	FELB-SP-Blue	FELB-IST-Blue	
Illustration								
Description	Super Grip	Multi Grip	Wood Grip	High Grip	Spikes	Spikes	Saw Tooth	
Hardness	62A	62A	62A	62A	95A	80A	80A	
Size (mm)	Width*	50	50	70	1524	1524	1524	
	Thickness	4	6	4	2/2.5/3	2/ 2.5/ 3**	2/ 2.5/ 3**	
CoF (Stainless Steel)	0.98	1.08	1.05	0.95	0.25	0.45	0.45	
Temperature Range	-20° C to 40° C				-30° C to 70° C		-40° C to 50° C	
Certifications	FDA/EU				FDA/USDA/EU		FDA/ EU	

Note: *Width - Maximum available width. | * For dry use only. | ** Height of Spikes above the base belt is 2.8mm. | *** FELB-IST - Total belt thickness.

Belt Coating Materials									
Products	GST - 4	MST - 6	GWG - 4	FEST	FSTF	FSTF - ST		FSTF - ST Strips	
Color	Green 05	Green 05	Green 05	Green 05	Green 21	Green 05	Green 21	Green 05	Green 21
Illustration									
Description	Super Grip	Multi Grip	Wood Grip	High Grip	Foam**	Foam & High Grip Top		Foam & High Grip Strips	
Shore Hardness	65A	65A	65A	65A	65A	65A		65A	
Size (mm)	Width*	50	50	72	1524	140	150	160	60
	Thickness	4	6	3.75	2,3	14	6-12	4	4
CoF (Stainless Steel)	0.85	0.88	0.77	1.10	0.90	0.90		0.90/1.10	
Temperature Range	-40° C to 55° C								

Note: *Width - Maximum available width.
**Foam - Made from 65A shore material, actual hardness is lower. Check availability before placing an order.


“V” and Round profiles




Mini Pliers R - 8




F-51 Pliers



Easy Overlap Welding Tool



VLW-SG Profile



Welding with R-8 Mini Pliers



RO Profile



RW Profile



RL Profile



RMW Profile



CORPORATE HEADQUARTERS
Sales and Manufacturing
sales@voltabelting.com

USA
Tel. +1 973 276 7905
Toll Free. 1-877-VOLTAUS
voltaus@voltabelting.com

EUROPE
Tel. +31 546 580166
voltaeu@voltabelting.com